


Drip line with labyrinth dripper



Series :
4016 - 4020

- Made with 100% virgin raw material
- Suitable for residential and gardening applications
- Resistant to UV and acid
- Compact dripper welded to the inner wall of the dripline during the process of extrusion
- Large turbulent flow path prevents clogging
- Excellent uniformity of emission (CV)

Drip line specification

Nominal diameter	Inside diameter	Outside diameter	Wall thickness		Max pressure
	mm	mm	MIL	mm	Bar
16	13.80	15.80	40	1.00	3.50
		16.00	44	1.10	4.00
		16.20	48	1.20	4.00
20	17.60	19.60	40	1.00	3.50
		19.80	44	1.10	4.00
		20.00	48	1.20	4.00




Maximum recommended length on flat terrain (m)

Nominal diameter	Inside diameter (mm)	Flow rate (l/h)								Pressure (bar)
			15	20	25	30	33	40	50	
16	13.80	1.6	80	99	116	132	141	161	188	1.0
			92	113	133	151	161	184	215	2.0
		2.4	61	76	89	101	108	124	144	1.0
			69	85	100	113	121	138	161	2.0
		3.8	45	56	66	75	80	92	107	1.0
			51	63	74	84	90	102	120	2.0
20	17.60	1.6	119	147	173	197	211	241	282	1.0
			135	168	198	225	241	276	323	2.0
		2.4	91	113	133	151	162	185	216	1.0
			101	126	148	169	181	207	242	2.0
		3.8	67	83	98	112	120	137	160	1.0
			75	93	110	125	134	153	179	2.0

Dripper specifications

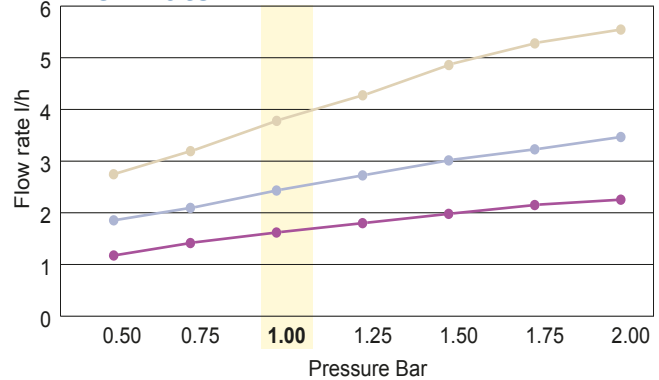
Nominal flow rate: (l/h) 1.6 - 2.4 - 3.8
Standard spacing : (cm) 10 - 15 - 20 - 25 - 30 - 33 - 40 - 50
Special spacing : groups by request



Dripper data

Nominal flow rate		l/h	1,60	2,40	3,80
Coefficient of variation CV		%	1,80	2,10	2,20
Exponent x			0,49	0,48	0,49
Maximum working pressure		bar	2,0	2,0	2,0
Minimum working pressure		bar	0,5	0,5	0,5
Dripper flow path	Depth	mm	0,70	0,75	0,97
	Width	mm	0,67	0,85	0,85
	Length	mm	106	104	64,4
Filtration degree		mesh	120	120	120
		micron	130	130	130

Flow rate



Packaging and shipping

Nominal diameter	16				20	
	25	50	100	500	100	300
reel (m)	25	50	100	500	100	300
pallet (reels)	small 84 100x120x200 cm	small 50 100x120x200 cm	small 44 114x114x200 cm	small 10 80x160x170 cm	small 44 114x114x200 cm	small 10 80x160x170 cm
	*maxi 120 100x120x220 cm	*maxi 76 114x114x245 cm	*maxi 60 114x114x245 cm	*maxi 14 80x160x240 cm	*maxi 60 114x114x245 cm	*maxi 14 80x160x240 cm
truck	*22 (pallets maxi) 2.640 (reels)	*22 (pallets maxi) 1.672 (reels)	*22 (pallets maxi) 1.320 (reels)	unpacked 384 (reels)	*22 (pallets maxi) 1.320 (reels)	unpacked 384 (reels)
container	10 (pallets small) 840 (reels)	10 (pallets small) 500 (reels)	10 (pallets small) 440 (reels)	unpacked 160 (reels)	10 (pallets small) 440 (reels)	unpacked 160 (reels)
container	*20 (pallets maxi) 2.400 (reels)	*20 (pallets maxi) 1.520 (reels)	*20 (pallets maxi) 1.200 (reels)	unpacked 330 (reels)	*20 (pallets maxi) 1.200 (reels)	unpacked 330 (reels)

* Only full load
Indicative data

Fittings

PE starter	4384	17
drill hole 10 mm		
Coupling	4381	17
Elbow	4380	17
Tee	4379	17
End line	4378	17

For other fittings see durafitting