


## Drip line with labyrinth dripper




Series:  
2616 - 2620 - 2623

- All the advantages of a round dripline packed inside a compact bobbin
- Made with 100% virgin raw materials
- Suitable for open field seasonal and multi-seasonal application
- Resistant to UV, acid and common agricultural chemicals
- Flat dripper welded on the inner wall of the drip line in the extrusion process
- Large turbulent flow path prevents clogging
- Excellent uniformity of emission (CV)


### Drip tape specifications

Nominal diameter	Internal diameter	Outside diameter	Wall thickness		Max pressure
	mm		MIL	mm	
<b>16</b>	<b>13.80</b>	15.00	<b>24</b>	0.60	2.50
		15.20	<b>28</b>	0.70	2.80
		15.40	<b>32</b>	0.80	3.00
		15.60	<b>36</b>	0.90	3.50
		15.80	<b>40</b>	1.00	3.50
<b>20</b>	<b>17.60</b>	19.40	<b>36</b>	0.90	3.00
<b>23</b>	<b>20.80</b>	22.60	<b>36</b>	0.90	3.00



## Dripper specification

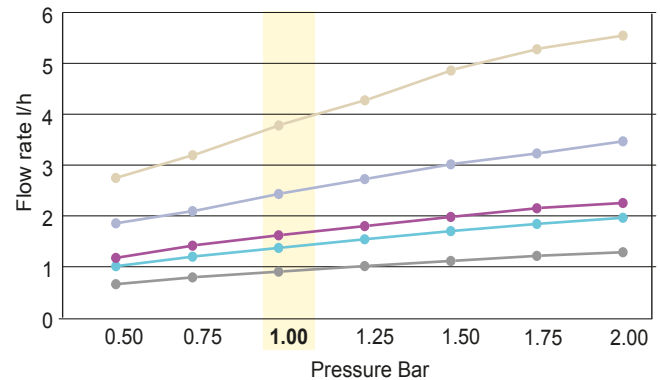
Dripper flow rate: (l/h) <b>0.8 - 1.3 - 1.6 - 2.4 - 3.8</b>
Standard spacing: (cm) <b>10 - 15 - 20 - 25 - 30 - 33 - 40 - 50</b>
Special spacing : groups by request



## Dripper data

Nominal flow rate		l/h	0,80	1,30	1,60	2,40	3,80
Coefficient of variation CV		%	1,40	1,60	1,80	2,10	2,20
Exponent x			0,48	0,49	0,49	0,48	0,49
Maximum working pressure		bar	2,0	2,0	2,0	2,0	2,0
Minimum working pressure		bar	0,5	0,5	0,5	0,5	0,5
Dripper flow path	Depth	mm	0,62	0,70	0,70	0,75	0,97
	Width	mm	0,62	0,62	0,67	0,85	0,85
	Lenght	mm	116	106	106	104	64,4
Filtration degree	mesh		120	120	120	120	120
	micron		130	130	130	130	130

## Flow rate



## Packaging and shipping

<b>bobbins</b> 	<b>450 (m)</b>  <b>Rif. duralex 16/36 30cm</b> (purely indicative)
<b>Pallet</b> 	<b>small 32 bobbins</b> 114x114xh190 cm  <b>*maxi 40 bobbins</b> 114x114xh252 cm
<b>truck</b> 	<b>*22 maxi pallets</b>  <b>880 bobbins</b>
<b>container</b> 	<b>*10 small pallets</b>  <b>320 bobbins</b>
<b>container</b> 	<b>*20 maxi pallets</b>  <b>800 bobbins</b>

\*only full load

## Fittings

PE starter		5563	16
		5565	20
drill hole 8 mm		9653	23
PVC starter		4782	16
with grommet		4887	20
Coupling		5083	16 x 16
		5471	20 x 20
		9867	23 x 23

For other fittings see durafitting

## Maximum recommended length on flat terrain (m) - E.U. 85%

Nominal Diameter	Internal diameter (mm)	Flow rate l/h	Spacing cm													pressure bar
			10	15	20	25	30	33	40	50	60	75	80	90	100	
<b>16</b>	<b>13.80</b>	<b>0.8</b>	93	126	155	182	207	221	252	294	332	386	403	436	467	1.0
			103	139	172	202	229	245	280	326	368	428	447	483	519	2.0
		<b>1.3</b>	68	92	113	133	151	161	184	215	243	282	294	319	342	1.0
			78	106	131	153	174	186	212	248	280	326	340	368	394	2.0
		<b>1.6</b>	59	80	99	116	132	141	161	188	212	247	258	278	299	1.0
			68	92	113	133	151	161	184	215	243	283	295	319	342	2.0
		<b>2.4</b>	45	61	76	89	101	108	124	144	163	189	198	213	229	1.0
			51	69	85	100	113	121	138	161	182	212	221	239	257	2.0
		<b>3.8</b>	34	45	56	66	75	80	92	107	121	140	146	158	170	1.0
			37	51	63	74	84	90	102	120	135	157	164	177	190	2.0
<b>20</b>	<b>17.60</b>	<b>0.8</b>	136	186	230	271	309	330	378	441	500	581	607	657	705	1.0
			150	206	255	300	342	366	419	489	554	644	674	729	782	2.0
		<b>1.3</b>	99	136	168	198	226	242	276	323	365	425	444	481	516	1.0
			114	156	194	228	260	278	318	372	421	491	512	554	595	2.0
		<b>1.6</b>	86	119	147	173	197	211	241	282	319	371	388	420	451	1.0
			99	135	168	198	225	241	276	323	365	425	444	481	516	2.0
		<b>2.4</b>	66	91	113	133	151	162	185	216	245	285	298	322	346	1.0
			74	101	126	148	169	181	207	242	274	319	333	361	387	2.0
		<b>3.8</b>	49	67	83	98	112	120	137	160	182	212	221	239	256	1.0
			55	75	93	110	125	134	153	179	203	236	247	267	287	2.0
<b>23</b>	<b>20.80</b>	<b>0.8</b>	177	243	303	357	407	436	500	585	663	773	807	874	938	1.0
			193	266	331	391	446	478	548	641	727	848	886	959	1030	2.0
		<b>1.3</b>	128	177	220	260	297	318	364	426	483	563	588	637	684	1.0
			148	204	253	299	342	366	420	491	557	649	678	734	789	2.0
		<b>1.6</b>	112	154	192	227	259	278	318	372	422	492	514	556	597	1.0
			128	176	220	259	296	317	364	426	483	563	588	637	684	2.0
		<b>2.4</b>	86	118	147	174	199	213	244	286	324	377	394	427	459	1.0
			96	132	164	194	222	238	273	319	362	422	441	478	513	2.0
		<b>3.8</b>	177	243	303	357	407	436	500	585	663	773	807	874	938	1.0
			193	266	331	391	446	478	548	641	727	848	886	959	1030	2.0