

Drip line with labyrinth dripper




Series:

3016 - 3020 - 3023 - 3025

- Made with 100% virgin raw materials
- Suitable for open field seasonal and multi-seasonal application
- Resistant to UV, acid and common agricultural chemicals
- Flat dripper welded to the inner wall of the drip line during the process of extrusion
- Large turbulent flow path prevents clogging
- Excellent uniformity of emission (CV)


Drip line specifications

Nominal diameter	Internal diameter	Outside diameter	Wall thickness		Max pressure
	mm	mm	MIL	mm	Bar
16	13.80	15.60	36	0.90	3.50
		15.80	40	1.00	3.50
		16.00	44	1.10	4.00
		16.20	48	1.20	4.00
20	17.60	19.40	36	0.90	3.00
		19.60	40	1.00	3.50
		19.80	44	1.10	4.00
		20.00	48	1.20	4.00
23	20.80	22.80	40	1.00	3.00
		23.00	44	1.10	3.50
		23.20	48	1.20	4.00
		24.60	48	1.20	3.00
25	22.20	24.80	52	1.30	3.50
		25.00	56	1.40	4.00
		25.20	60	1.50	4.00



Dripper specification

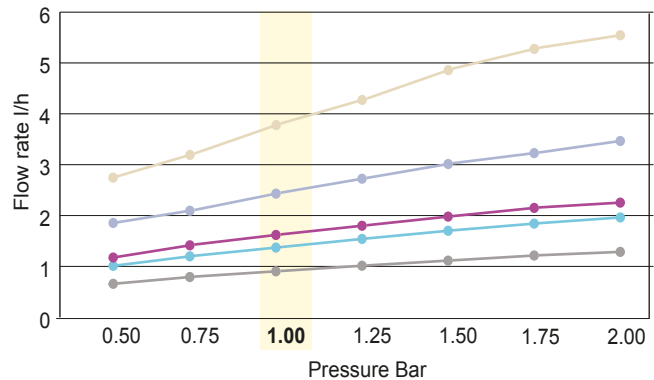
Dripper flow rate: (l/h) 0.8 - 1.3 - 1.6 - 2.4 - 3.8
Standard spacing : (cm) 10 - 15 - 20 - 25 - 30 - 33 - 40 - 50
Special spacing : groups by request



Dripper data

Nominal flow rate	l/h	0,80	1,30	1,60	2,40	3,80	
Coefficient of variation CV	%	1,40	1,60	1,80	2,10	2,20	
Exponent x		0,48	0,49	0,49	0,48	0,49	
Maximum working pressure	bar	2,0	2,0	2,0	2,0	2,0	
Minimum working pressure	bar	0,5	0,5	0,5	0,5	0,5	
Dripper flow path	Depth	mm	0,62	0,70	0,70	0,75	0,97
	Width	mm	0,62	0,62	0,67	0,85	0,85
	Lenght	mm	116	106	106	104	64,4
Filtration degree	mesh	120	120	120	120	120	
	micron	130	130	130	130	130	

Flow rate



Packaging and shipping

Nominal diameter	16	20	23	25
reel (m)	500	300	250	200
pallet (reels)	small 10 80x160xh170 cm	small 10 80x160xh170 cm	small 10 80x160xh170 cm	small 10 80x160xh170 cm
	medium 12 80x160xh200 cm	medium 12 80x160xh200 cm	medium 12 80x160xh200 cm	medium 12 80x160xh200 cm
	*maxi 14 80x160xh230 cm	*maxi 14 80x160xh230 cm	*maxi 14 80x160xh230 cm	*maxi 14 80x160xh230 cm
truck** (reels)	384	384	384	320
container** (reels)	160	160	160	130
container** (reels)	330	330	330	280

* Only full load **bulk

Fittings

PE starter		5563	16
drill hole 8 mm		5565	20
PVC starter with grommet		4782	16
		4887	20
		4781	25
Male adaptor		5480	16 X 1/2"
		5481	16 X 3/4"
		5058	20 X 1/2"
		5485	20 X 3/4"
		9044	25 X 1/2"
		9043	25 X 3/4"
Coupling		5083	16 x 16
		5471	20 x 20
		9252	25 x 25

For other fittings see durafitting

Maximum recommended length on flat terrain (m) - E.U. 85%

Nominal diameter	Inside diameter (mm)	Flow rate (l/h)	Spacing (cm)													Pressure (bar)
			10	15	20	25	30	33	40	50	60	75	80	90	100	
16	13.80	0.8	93	126	155	182	207	221	252	294	332	386	403	436	467	1.0
			103	139	172	202	229	245	280	326	368	428	447	483	519	2.0
		1.3	68	92	113	133	151	161	184	215	243	282	294	319	342	1.0
			78	106	131	153	174	186	212	248	280	326	340	368	394	2.0
		1.6	59	80	99	116	132	141	161	188	212	247	258	278	299	1.0
			68	92	113	133	151	161	184	215	243	283	295	319	342	2.0
		2.4	45	61	76	89	101	108	124	144	163	189	198	213	229	1.0
			51	69	85	100	113	121	138	161	182	212	221	239	257	2.0
		3.8	34	45	56	66	75	80	92	107	121	140	146	158	170	1.0
			37	51	63	74	84	90	102	120	135	157	164	177	190	2.0
20	17.60	0.8	136	186	230	271	309	330	378	441	500	581	607	657	705	1.0
			150	206	255	300	342	366	419	489	554	644	674	729	782	2.0
		1.3	99	136	168	198	226	242	276	323	365	425	444	481	516	1.0
			114	156	194	228	260	278	318	372	421	491	512	554	595	2.0
		1.6	86	119	147	173	197	211	241	282	319	371	388	420	451	1.0
			99	135	168	198	225	241	276	323	365	425	444	481	516	2.0
		2.4	66	91	113	133	151	162	185	216	245	285	298	322	346	1.0
			74	101	126	148	169	181	207	242	274	319	333	361	387	2.0
		3.8	49	67	83	98	112	120	137	160	182	212	221	239	256	1.0
			55	75	93	110	125	134	153	179	203	236	247	267	287	2.0
23	20.80	0.8	177	243	303	357	407	436	500	585	663	773	807	874	938	1.0
			193	266	331	391	446	478	548	641	727	848	886	959	1030	2.0
		1.3	128	177	220	260	297	318	364	426	483	563	588	637	684	1.0
			148	204	253	299	342	366	420	491	557	649	678	734	789	2.0
		1.6	112	154	192	227	259	278	318	372	422	492	514	556	597	1.0
			128	176	220	259	296	317	364	426	483	563	588	637	684	2.0
		2.4	86	118	147	174	199	213	244	286	324	377	394	427	459	1.0
			96	132	164	194	222	238	273	319	362	422	441	478	513	2.0
		3.8	177	243	303	357	407	436	500	585	663	773	807	874	938	1.0
			193	266	331	391	446	478	548	641	727	848	886	959	1030	2.0
25	22.20	0.8	195	269	335	395	451	483	554	649	736	858	897	971	1043	1.0
			215	297	370	438	500	536	614	719	816	951	994	1077	1156	2.0
		1.3	142	196	244	289	330	353	406	475	539	628	656	711	763	1.0
			163	226	281	332	380	407	467	547	620	724	756	819	880	2.0
		1.6	124	171	213	252	288	309	354	415	470	548	573	621	667	1.0
			141	195	244	288	329	353	405	474	538	628	656	711	763	2.0
		2.4	95	131	164	193	221	237	272	318	361	421	440	477	512	1.0
			106	146	182	216	247	264	304	356	403	470	492	533	572	2.0
		3.8	70	97	121	143	164	175	201	236	268	312	326	353	379	1.0
			78	108	135	160	183	196	225	263	299	349	365	395	424	2.0